

Minuteman®

Scrubmaster B5 ORB

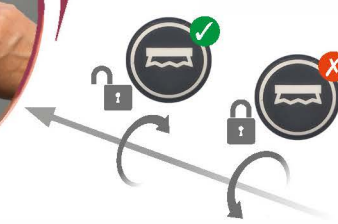
Ready for the job!



 **DELTA**
Cleaning System



1. POWER ON, 3 SEC.
2. START CLEANING, 1 SEC.



Content

Flexible cleaning

The squeegee

The tanks

Changing the cleaning tools

Changing and charging the battery


KA 88-10-3382 - 4620-62

Flexible cleaning



Minuteman®



Under-clearance max 120 mm height/150 mm depth




The squeegee




Fitting the squeegee

Folding the squeegee up/down

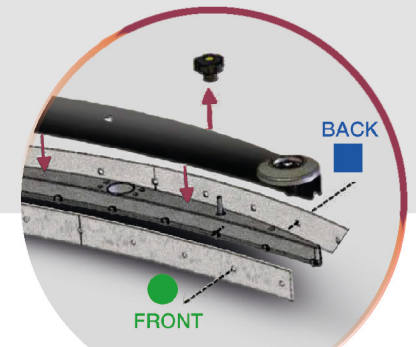
Changing the sealing lip



1.



2.



3.

The tanks




Unlock the tanks



Solution tank: remove



fill



close



Recovery tank: remove



empty and clean



locked

Changing the cleaning tools



3. Dismantle the outer brush



4. Dismantle the inner brush



5. Mount the inner brush



6. Mount the outer brush

Changing and charging the battery



POWER OFF, 3 SEC.

Remove the battery



Charge



Insert the battery

